

Working together for change



Market Position Statement
for
Adults with a Learning Disability
October 2016

1. Introduction

A Sense of Direction

Local Authorities are facing considerable challenges in terms of providing services with decreasing budgets, whilst demographic demands and expectations are constantly rising.

Rotherham Metropolitan Borough Council want to outline our commitment to working in partnership with social care providers to promote a rich and diverse market to deliver high quality outcomes for people with a learning disability in Rotherham. Our long term goal is to:

“Enable people with a Learning Disability to have real choice and control to live independently, as valued members of our community”

The Care Act of 2014 emphasises the importance of Local Authorities working with providers to shape the market and ensure information is shared.

This Market Position Statement is a platform for providers and commissioners across Health and Social Care to work together to deliver services across Rotherham. The Market Position Statement aims to stimulate competition, creativity, and innovation by encouraging a rich and mixed economy of providers of all sizes, representing the private, public, voluntary and community sectors.

This Market Position Statement pulls together a range of strategic objectives that are currently contained within local and national commissioning strategies and local needs assessment. It provides market intelligence to new and existing providers to enable them to consider future investment opportunities. In particular it assists providers to:

- *Evaluate current and future demand for services*
- *Understand the available budgets for services/initiatives and service direction.*
- *De-risk investment decisions by enabling providers to understand the demand for services, the commissioning intentions and likely future budgets – thereby assisting providers to understand the risks associated with investing and the likely returns on investment.*
- *Understand our objectives and drivers in relation to efficiency savings and delivering value for money services.*
- *Appreciate how services will be commissioned*

2. Key Messages in this Market Position Statement

We will work together with providers to deliver our commissioning intentions. From a national and local perspective we want providers to help us to deliver the following outcomes:

- Co-produce services with individuals requiring support and their families
- Promoting early intervention, prevention and increasing independence/progression.
- Create individually tailored opportunities for people to have fulfilling lives in ordinary settings – enabling people to live in their own homes, receive community services, and be employed and/or engaged in meaningful activities.
- Support people with severe, profound and complex needs through personal budgets and not block funding
- Supporting carers
- Partnership working/integrated care
- Reducing health inequalities

3. Commissioning Intentions

Commissioning Intentions:

Advocacy

- We will ensure there are advocacy services available including self advocacy, Care Act advocacy and IMCA to people can be heard and listened to

Direct Payments

- Promote personalisation through Direct Payments as the preferred option for new packages of care and alternatives to packages of care.
- Encourage citizens in existing commissioned services to take up Direct Payments as alternatives to care, where appropriate.
- Work with providers to ensure a range of quality services are available for citizens to purchase.
- Commission a Community Brokerage function to promote Direct Payments, and provide support planning and Direct Payments support services.
- Consider the use of pre-paid cards for Direct Payments, to improve financial safeguarding. Direct Payment cards would be as flexible as a bank account or debit card.
- The Council is seeking providers to run Individual Service Funds (ISFs) for Direct Payment clients.
- Look into the feasibility of commissioning Direct Payment Support Services through a Framework contract; including a system for regular quality monitoring.
- Enable citizens with Direct Payments to make informed choices through website content and the publication of provider quality ratings.

Shared Lives

- To significantly increase the number of Shared Lives care packages, by promoting the service and encouraging use as a service option.
- Focus on the recruitment of new carers to the Shared Lives service.
- Seek to become the 'best in class' Local Authority for Shared Lives

Commissioning Intentions

Accommodation & Support

- The Council is committed to supporting people to live more independently, by themselves, with others, or in clustered accommodation like keyring
- Encourage development of the Supported Living model.
- Work with providers to develop Supported Living accommodation in areas of high need.
- Focus on enablement for all providers of Supported Living and Home Care, to ensure that citizens are helped to achieve their potential and develop independent living skills
- Establish a Framework Agreement for Supported Living schemes , to enable a easily accessible services without the need to go through numerous tender processes
- Service users and carers will be involved in selecting their support providers from the framework, ensuring real choice and control
- Reduce dependence on residential care.
- Implement a programme of re-provision of existing placements into alternative care models, based on individual's needs.
- Expand the personal budget market and encourage the take up of direct payments and the subsequent development of alternative day support options
- Increase use of assistive technology to support people to develop independent living skills

Commissioning Intentions

Transition

- An effective strategy must include preventative and support services to maintain and sustain the child in a family environment where appropriate.
- Involve children and young people, families, carers and professionals in the design, delivery and monitoring of all services is vital so we know that we are getting it right and importantly that the care experience of the child or young person is improved as a result.
- In order to achieve good outcomes for children and young people and control costs it is essential that a long term strategic approach to planning and commissioning services is maintained.
- Joint commissioning of Looked After Children specialist placements and services will consider the needs of the whole child and their family, and address health, education and social care needs in order to improve and to avoid escalating costs.
- For the small number of children and young people with the most complex needs, we will work collaboratively with stakeholders to commission the most cost effective and high quality solutions.
- Supporting Looked After Children to make a successful transition into adulthood through the provision of good quality education, training and employment, suitable accommodation and support is an essential part of an effective strategy.

4. Current needs

Department of Health estimates for Rotherham suggest that 2.3% of adults have some level of learning disability.

Prevalence figures taken from the Projecting Adult Needs and Service Information (PANSI) and Projecting Older People Population Information (POPPI) indicate that there were some 3,765 working age adults with a learning disability in Rotherham along with 1,035 adults over the aged of 65 (2015).

It is estimated that there are 857 working age adults with moderate to severe learning disability and 142 aged 65+; with 800 actually receiving support from Adult Social Care. This indicates that there may be unmet need in the Borough, possibly concentrated in communities with low engagement with services and/or where families are providing unsupported care. An estimated 36% of working age people with a moderate or severe learning disability live with their parent or parents.

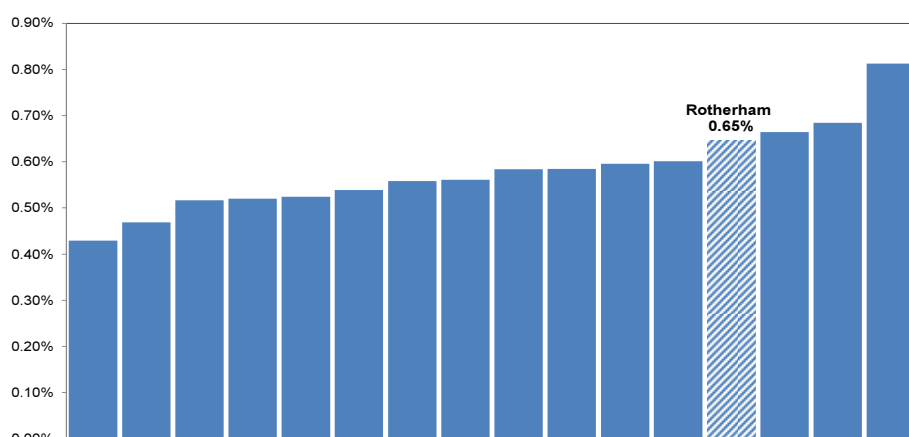
Population growth in Rotherham will mean that the number of people aged over 65 with learning disability will increase by around 20% over the next 10 years. This has the potential to put more pressure on services for older people. The overall increase for adults with a learning disability is projected to be 3.1%.

Moderate or severe learning disability	2015	2020	2025	2030
Aged 18-34	304	302	297	295
Aged 35-64	553	550	550	549
Aged 65+	142	152	163	179
Total	999	1,004	1,010	1,023

Rotherham has an estimated 1,548 people aged 18-64 and 460 people aged 18-64 with Autistic Spectrum Disorder, a total of 2,008 adults (1%).

Source: POPPI and PANSI, 2015

Learning Disability Prevalence (via GP Registers – Persons aged 18+). As can be seen Rotherham (NHS Rotherham CCG) has a relatively high prevalence of people with Learning Disabilities compared to similar Clinical Commissioning Groups (as proxies for similar Local Authorities)



Source: Quality and Outcomes Framework. Copyright © 2014, Re-used with the permission of the Health and Social Care Information Centre. All rights reserved..

As can be seen Rotherham (NHS Rotherham CCG) has a relatively high prevalence of people with Learning Disabilities compared to similar Clinical Commissioning Groups (as proxies for similar Local Authorities).

Future Projections of Learning Disabilities Population

There is a predicted 24% increase over the next 15 years of older people with a learning disability (POPPI). Combined population change – 4.89% increase

	2015	2020	2025	2030
People aged 18-64 predicted to have a learning disability	3765	3748	3712	3681
People aged 65+ predicted to have a learning disability	1035	1131	1237	1366
Totals	4800	4879	4949	5047

5. Current service delivery

Supporting the move to adulthood

There are an increasing number of young people with complex needs within our educational system. There is a need to manage their transition into adult services better. Employment continues to be a key priority nationally for all young people, including those with a learning disability. There is a need to develop better employment and training opportunities.

Work is already in place in Adults services and will be developed in Children and Young Peoples commissioning, particularly in relation to SEN in order to inform providers of what is required from the market going forward to meet the SEN reforms and other statutory requirements.

We will work closely with Rotherham Clinical Commissioning Group, NHS England commissioners and providers including the Voluntary sector and the Children's Consortium to gain a comprehensive view of the provider market for children, young people and their families in Rotherham.

Transforming Care - Supporting transition from hospital settings into the community

Rotherham is part of South Yorkshire and North Lincolnshire Transforming Care Partnership which has been established in response to the National Plan –Building the Right Support, Oct 2015. The partnership has a creative and ambitious plan that aims to support the changing needs of local people with learning disabilities and/or autism.

The TCP's plan focuses on building community based services that will provide:

- care and support during times of crisis.
- an intensive support team who can care for people with complex care needs, we will work with other agencies such as the criminal justice service where necessary
- Community facilities for people coming out of hospital or at risk of going into hospital in partnership with the intensive community support team.
- The TCP will work with people with learning disabilities and/or autism, their families and carers to develop these services and we will be investing in community services so we can bring people closer to home and prevent people from going out of area to receive their care.

The Council wishes to commission services that enable people to lead independent, fulfilling and safe lives in Rotherham following a hospital stay. Current options for people with complex needs and Autism are very limited.

Our progress in Rotherham is monitored through a Transforming Care Board and also through the Learning Disability Partnership Board.

	Number of people in In Patient bed	Number of people in NHS England funded placements
2016	4	4

We would like providers to come forward with ideas for designing innovative service solutions to meet these needs locally and ensure people stay out of hospital.

Providers may want to develop partnerships with other providers to create flexible support options that support people over the longer term. This approach should create a skilled workforce, to work with people with the most complex behaviours including people who display behaviour which may challenge.

Supporting Carers

We expect to see a substantial increase in the number of learning disability people, living in the family home requesting support to find alternative accommodation and support, because carers feel no longer able to carry out the caring role.

The Council is committed to supporting carers to reach their full potential and lead the lives they want, recognising that carers make a vital contribution to society. Current changes to the NHS architecture and legal framework means we need to review our current strategy in Rotherham to ensure we are able to meet the requirements expected of us and that we continue to deliver the best possible outcomes for carers.

In Rotherham we recognise that informal carers are the backbone of the health and social care economy and that enabling them to continue this role is vital. It is important that we identify all carers including young and hidden carers.

To achieve this we need to build stronger collaboration between carers, and other partners in Rotherham, and recognise the importance of whole family relationships. We want to lay the foundations for achieving these partnerships and set the intention for future working arrangements. We want to do something that makes a difference now whilst setting up the right co-produced options for the future.

Over the next two years we can work towards the following agreed outcomes:

- **Outcome One** - Carers in Rotherham are more resilient and empowered
- **Outcome Two** - The caring role is manageable and sustainable
- **Outcome Three** - Carers in Rotherham have their needs understood and their well-being Promoted

Carers of people with Learning Disabilities are supported through a number of carers forums and also access support from Rotherham Carers Corner.

Rotherham Metropolitan Borough Council spends approximately £2 million a year on services and support which are specifically targeted at carers (this includes support for young carers) across all user groups.

Residential and Nursing Homes

The Council supports **629** people with a Learning Disability.

There are currently 153 adults with learning disabilities placed in care homes across the Rotherham borough with an average weekly cost of £1,660.

There are currently 19 adults with learning disabilities placed in care homes outside of the Rotherham Borough with an average weekly cost of £1,556.

The Council is committed to reducing the overall proportion of people with Learning Disabilities living in Residential and Nursing Care.

The Council will continue to support Residential and Nursing care where this is the most appropriate option for customers. In relation to Learning Disabilities customers, The Council views Residential Care as an interim step wherever possible and seeks to promote re-ablement, rehabilitation and recovery models which support customers to return to the community.

The Council is investigating contracting models which incentivise providers to deliver this. The Council is supporting a programme of deregistration of Residential Care homes, where this is appropriate, in line with customer needs and fully considering resource implications.

Supported Living Schemes

There are seven providers of Supported Living accommodation in Rotherham, with more accommodation being developed. Supported Living is seen as a viable alternative to care homes, with the potential to provide more personalisation and better outcomes for people.

Supported Living establishments provide people with somewhere to live with their own front door; with domiciliary care provided either by the accommodation owner, or by another provider chosen by the service user. Choice and control is key, with quality monitored by commissioning to ensure a good standard of care.

The Council wants to see a vibrant Supported Living market in Rotherham, to provide high quality options for people with Direct Payments.

Supported Living providers are regulated by CQC. However, the premises are not, so there is greater responsibility on the Council to check on quality and appropriateness of provision in addition to playing a proactive role in the planning process. New providers should work with Commissioning and Contract Compliance Officers to ensure that their services are fit for purpose, and meet the needs of the citizens of Rotherham.

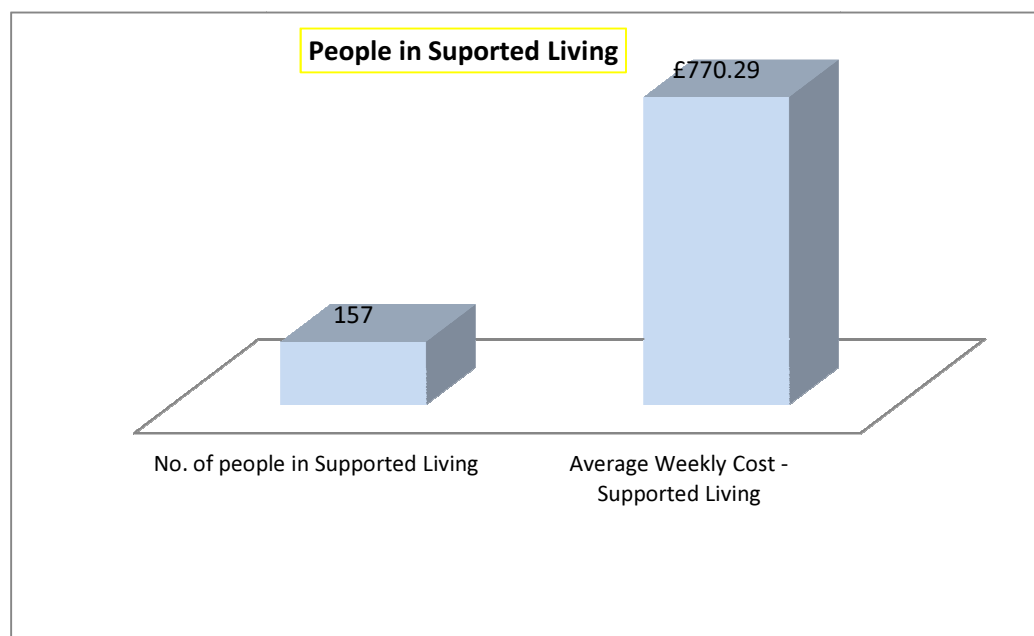
There are currently 157 adults with learning disabilities placed in Supported Living with an average weekly cost of £770.

There is currently no framework for supported living in Rotherham. Therefore costs are inconsistently applied and the existing approach relies upon pricing predicated on commissioned support plans. We are currently exploring joining Sheffield City Council's Supported Living framework from 2017/18.

Key ring schemes

There are 3 key ring networks in Rotherham - Kimberworth, Thurcroft and Thrybergh, supporting 10 people in each network.

Keyring offers an alternative to supported living. Each person lives in their own house/flat in each are which are not all in one block or property but are within walking distance of each other. They provide mutual support, companionship and there are paid support staff who work on their support plans developing independence skills and access a weekly drop in called a 'hub'.



Shared Lives

The Shared Lives service is underdeveloped in Rotherham, though there is a strong commitment, backed up with investment to expand the service offer. In Shared Lives schemes, adults with a learning disability live or spend time with approved Shared Lives carers and their families. It is recognised as a person centred and cost-effective way to provide support. It enables people to live life to the full in the community. In many cases the adult moves into the household of the carer, but the scheme can also offer respite care to family carers and day support. Approved carers are self-employed and receive fees and expenses for the support they provide.

The Shared Lives scheme carefully matches approved carers with users. Carers and users are supported by Shared Lives workers. The service is registered with the Care Quality Commission, and is a member of Shared Lives Plus, our national organisation.

The Rotherham Shared Lives scheme was established 25 years ago and has been mainly used by people with a learning disability. However, Shared Lives could also help any adult – as long as suitable carers are found.

Currently there are about 50 users of the Rotherham Shared Lives service - about 60 matches in total. Several users have more than one service – for example, living in the household of the carer and having respite with another Shared Lives family. There are about 20 people living in a Shared Lives household, and about 15 people have Shared Lives respite. About 30 people have day time support.

The cost of residential placements for many people with learning and/or physical disabilities can be more than £1,600 per week. Some individuals could live in a Shared Lives household, where they pay rent and contribute to bills. The average support cost for a Shared Lives long term placement is £250 per week. Shared Lives Plus estimates that the average saving to adult social care for someone with a

learning disability is more than £26,000 per year.

Nationally many Shared Lives schemes offer day time support for 1 to 3 adults in the carer's own home. The focus could be on cooking and eating lunch together, independent travel training, craftwork, watching films and sport etc. Staff currently working in day centres may be enthusiastic about supporting people in their own homes instead, providing an individualised service.

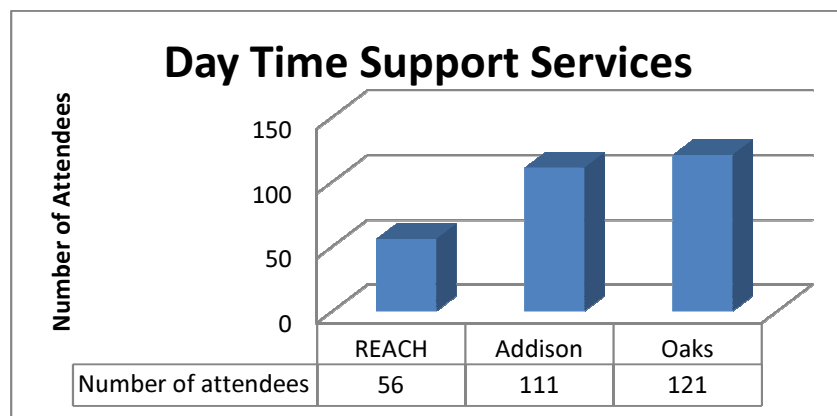
Family carers of adults often need regular respite to 'recharge their batteries'. Residential respite can be very expensive, for example residential respite for people with a learning disability ranges from £1400 to over £1800 per week. Many people do not wish to go into a care home, but may be happy to stay in a Shared Lives household. The average cost for Shared Lives respite is under £450 per week.



SharedLives

Community opportunities

Since 2007 Rotherham Metropolitan Borough Council, has provided traditional type day services for older people with a learning disability, in two separate geographic areas of the borough. There are currently **288** people with a Learning Disability attending day services across 3 services;



A number of consultation sessions have taken place across the borough and it was clear that existing and new customers wanted to access services that were more local to where they live and in a different environment.

Some customers have requested that they would prefer a sitting service at home or a smaller environment.

As part of the Council's Transformation Programme for Adult Social Care, the approach to the delivery of day opportunities is changing.

Day opportunities and activities to support people with disabilities have, in the past, focused on support provided within building based environments. Over the past two years the Council has been working to redesign its approach, moving away from traditional building-based services towards offering a diverse range of individual solutions for people in their Communities.

This includes increasing the use of Direct Payments, Individual Service Funds and redesign of Council-run services and spot purchasing with micro providers. The market is shifting from a traditional core of Council-operated, building-based services towards a more diverse, varied offer with greater access to services within local communities. Examples include specifics access to leisure activities, community groups and opportunities for volunteering or work.

Commissioning activity will continue to focus on working with the external market to facilitate a move towards more community provision which reflects customer choice.

Employment

The Council is working towards developing an employment plan to look at ways to help more people with a learning disability find and keep paid work. This will define different routes to employment for people with a Learning Disability. The Council currently supports a limited number of people with a Learning Disability to access employment opportunities.

Number of people with LD in paid work	Year
39 to date	2016/17

Our ambition is to embrace all available avenues from the voluntary and independent sectors to support people with a Learning Disability to access employment opportunities. We therefore welcome offers of work placements, apprenticeships and work trails in addition to permanent work.

Direct Payments

Rotherham has a lower-than-average take up of Direct Payments, compared to other Local Authorities in England. Personalisation of services; putting people at the heart of their care, and giving them control over how their care is provided, has long been a key objective in Rotherham. The importance of this approach has been enshrined in the Care Act 2014 and therefore there is an imperative to further roll out the approach.

The Council intends to offer Direct Payments as an option to new service users wherever possible, and will also look to offer existing clients with council-commissioned packages of care the option to move onto Direct Payments where appropriate.

We will work with providers to shape the market to ensure citizens with Direct Payments, along with Self-Funders, have sufficient choice of quality services to purchase.

Direct Payment Support Services:

- Support and advice
- Care brokerage
- Managed accounts
- HMRC and financial returns
- Payroll services and Employing an Personal Assistant

Historically, Direct Payments support services, including managed accounts, were commissioned on a Block Contract basis. In line with personalisation and an open market the current approach is to open up the Direct Payments offer to any appropriate provider.

Individual Service Funds:

The Council is looking into the feasibility of commissioning Individual Service Funds as an alternative model to run alongside Direct Payments. An Individual Service Fund (ISF) is when someone wants to use their individual budget to buy support from a provider. It means that;

- The money is held by the provider on the individual's behalf
- The person decides how to spend the money
- The provider is accountable to the person
- The Supported Living Framework will make it a requirement for providers to offer an ISF service

The provider commits to only spend the money on the individual's service and the management and support necessary to provide that service (not into a general pooled budget).

Assistive Technology

Assistive technology is a growing industry, ever more products are being developed to help people with learning disabilities to live more independently. There are plenty of examples of how it can make a difference for people with learning disabilities, whether their difficulties are relatively mild or more profound. From powered wheelchairs to communication devices to simple alarms, they can all help people with learning

Use of assistive technology amongst people with Learning Disabilities in Rotherham is limited and we want to increase usage particularly for people living in supported living and residential care.

We will be creating a project which looks at using accessible personal websites to increase involvement in choice and control.

Finances

The learning disability net budget is 32% of the total Adults net budget for 2016/17.

Total learning disability net budget for 2016/17 - £21.532m

This supports 629 people.

It is likely that there will be significant procurement and market shaping activity as Rotherham Metropolitan Borough Council seeks to establish a wider market that offers choice, quality and value for money.

The budget envelope moving forward will continue to reduce, it is therefore important that the emerging model of care ensures the full use of assets currently available within the community. To enhance these assets, it will be necessary from time to time to carry out mini-tendering exercises, it is important that the approach in Rotherham is as flexible as possible to establish the right type and range of services across the Borough.

Learning Disability Service	Budget
LD residential care net budget 2016/17	£1.115m
LD day care (including transport)	£2.654m
LD supported living / community support / Shared Lives	£1.105m

Shaping the Future

We will;

- talk to service users and family carer's to gain feedback via the Learning Disabilities Partnership Board (LDPB).
- assist providers to develop through the establishment of an LD provider forum
- actively encourage providers to approach us with ideas for innovation
- provide tendering opportunities through the YourTender system.
- support providers to market their services on the e-market place Connect to Support.
- hold provider events, to inform providers about our commissioning intentions. This will assist commissioners to stimulate the market and attract potential new providers and businesses to bid for services.
- be clear about the type, volume and amount of budget available to support the Council's commissioning intentions
- develop outcome focused service specifications
- carry out regular monitoring for all LD learning disability services. As part of the monitoring process we will seek feedback from service users, family and carers.